



## Double Ridged Horn Antenna

The DRH40 antenna combines small dimensions with high accuracy and perfect electrical parameters. For safe storage, it is placed in a tailor-made wooden box, which guarantees that your antenna will always be in the best condition.

### Features and Specifications



#### Technical Performance

- Wide bandwidth
- Low return loss
- Individual calibration
- Covers 5G frequency band



#### Design and Surface Treatment

- Corrosion-resistant coating
- Includes standard mount
- Storage in protective tailor-made wooden box



#### Manufacturing Technology

- Manufactured using a high grade aluminum alloy
- Extremely durable
- High quality K type coaxial connector



#### Product Packaging Includes

- Adapter with 1/4 inch inner thread, supplied with antenna
- Linear polarized double ridged broadband horn antenna

### Product Parameters

#### PRODUCT IDENTIFICATION

Product Name	<b>DRH40</b>
Product Category	<b>Double Ridged Horn Antenna</b>

#### ELECTRICAL SPECIFICATIONS

Frequency Range	<b>4 GHz – 40 GHz</b>
VSWR (max.)	<b>1.6</b>
VSWR (avg.)	<b>1.25</b>
Impedance	<b>50 Ohm</b>
Connector	<b>K (female)</b>
Power (CW / Peak)	<b>15 W / 30 W</b>
Antenna Factor	<b>35 – 47 dB/m</b>
Polarization	<b>Linear</b>

#### PHYSICAL SPECIFICATIONS

Width	<b>52 mm (2.047 in)</b>
Height	<b>62.3 mm (2.453 in)</b>
Depth	<b>44 mm (1.732 in)</b>
Weight	<b>0.075 kg (0.165 lb)</b>

#### OPERATING CONDITIONS

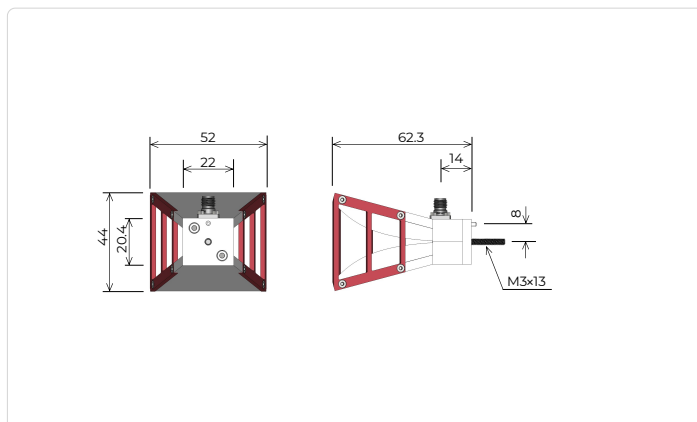
Rated Temperature Range	<b>0°C – +50°C</b>
Storage Temperature Range	<b>-20°C – +70°C</b>

#### MOUNTING FLANGE

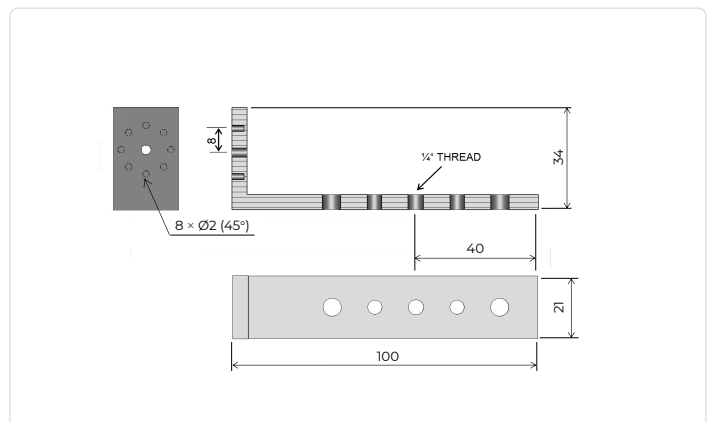
Mounting	<b>Adapter with 1/4 inch inner thread, supplied with antenna</b>
----------	--

### Mechanical Drawings

Antenna



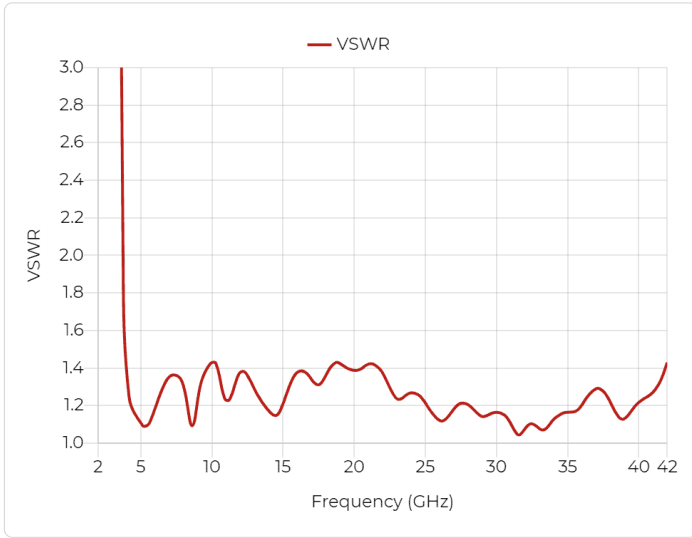
Mounting flange



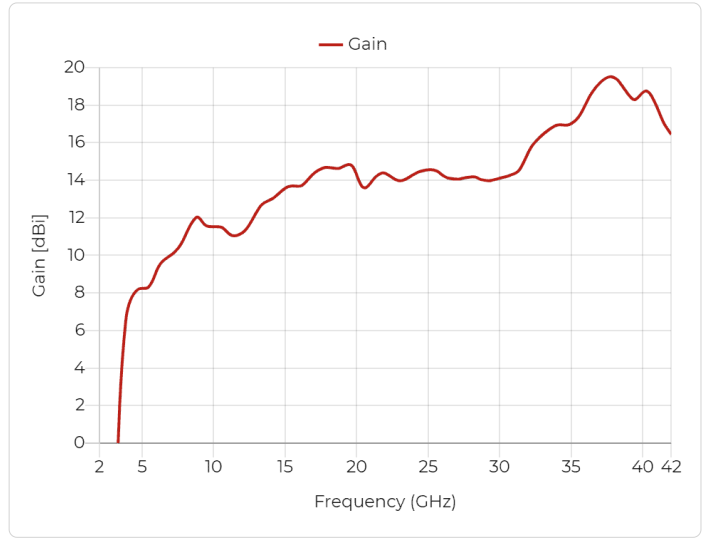
# Parameters and Performance

## Typical parameters

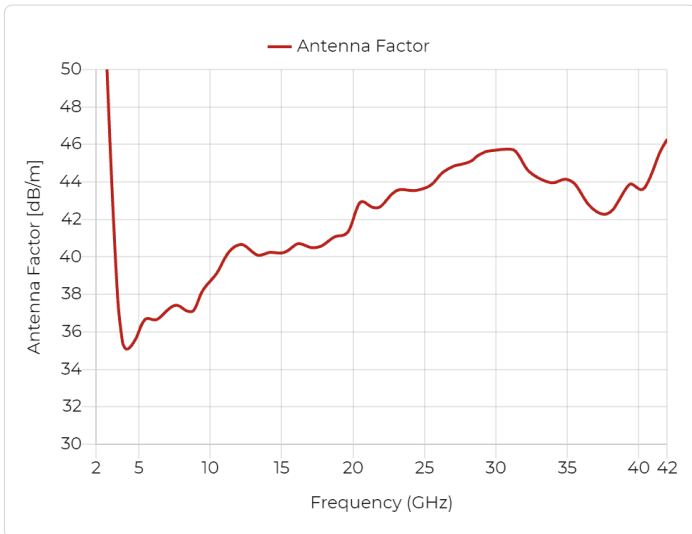
VSWR



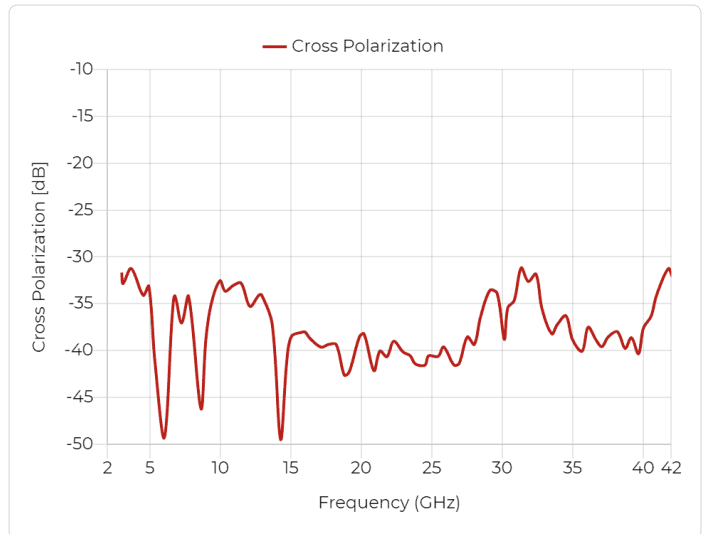
Gain



Antenna Factor

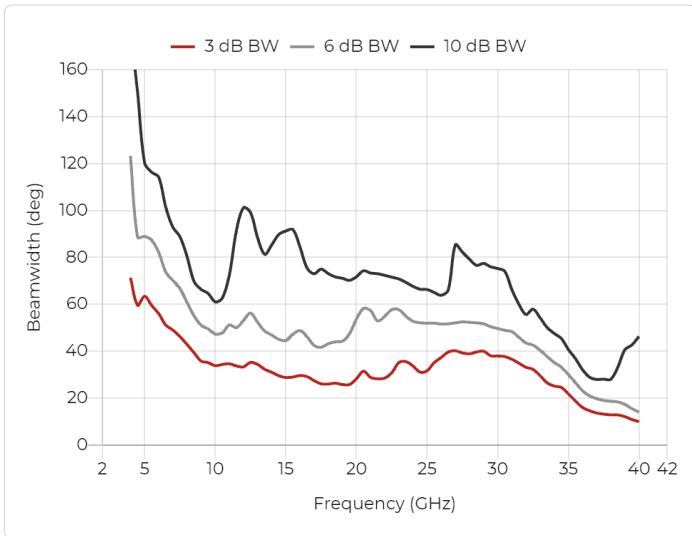


Cross Polarization

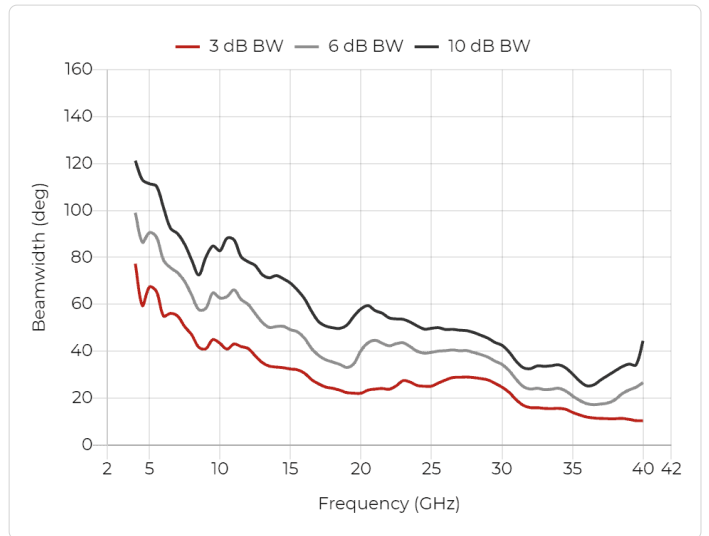


## Beamwidth

Port A, E plane

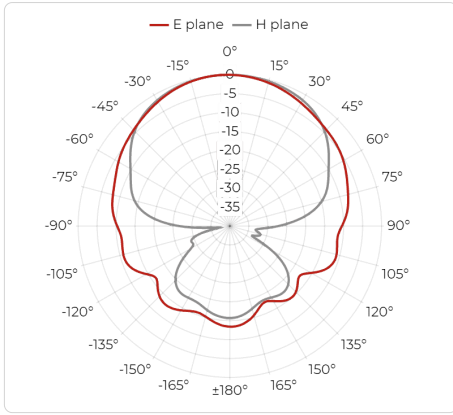


Port A, H plane

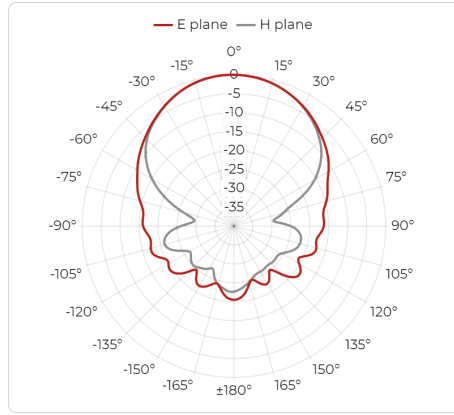


## Radiation Patterns

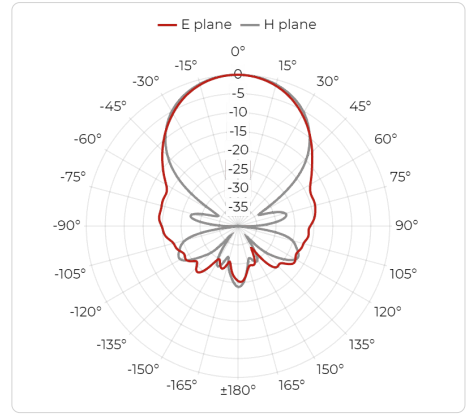
4 GHz



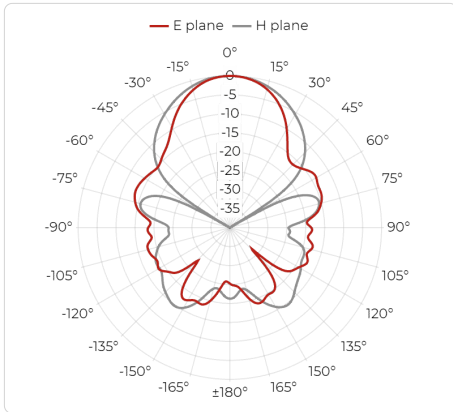
6 GHz



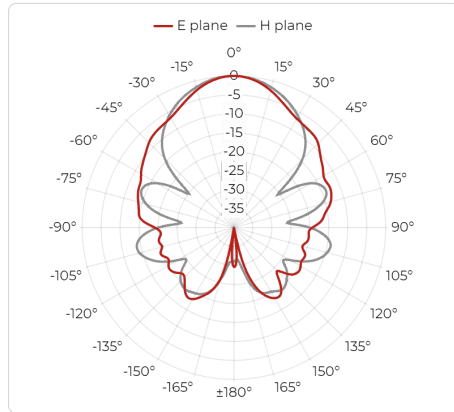
8 GHz



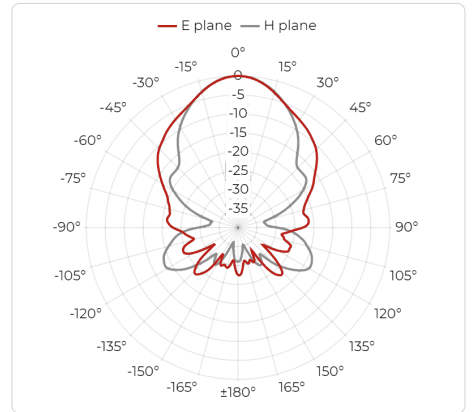
10 GHz



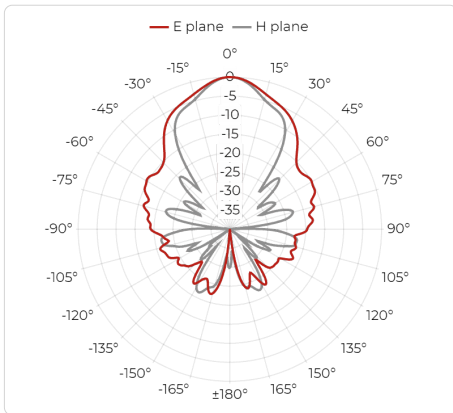
12 GHz



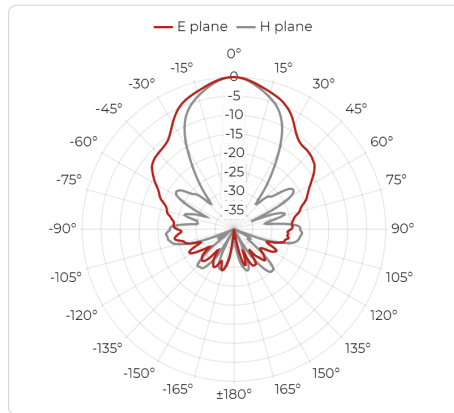
16 GHz



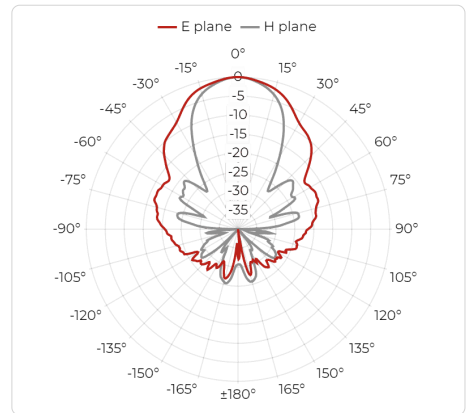
20 GHz



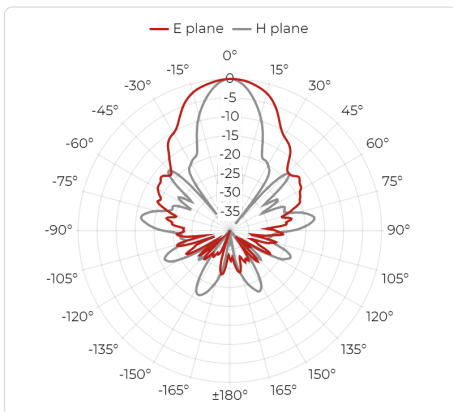
24 GHz



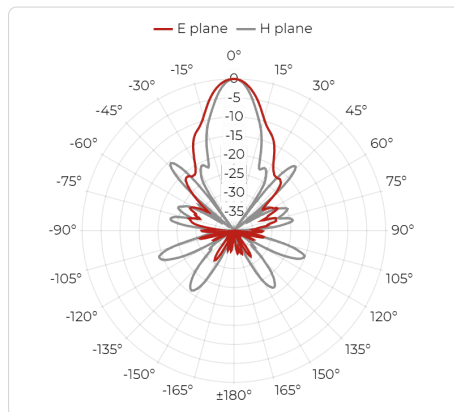
28 GHz



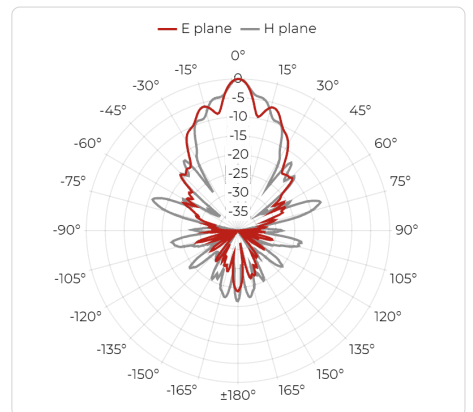
32 GHz



36 GHz



40 GHz



## Packaging and Accessories

### What's in a box

- DRH40 Antenna
- Antenna specific mount adapter with ¼ inch inner thread
- Protective wooden case
- Factory calibration certificate
- Full calibration report of each antenna
- QR code accessing online portal
- Calibration test dataset (available online)

### Accessories

- Standard mounting flange



Protective wooden case



Factory calibration report

### Optional Accessories

- [AHS22-HI Antenna Fixture](#)
- [PAS02 Antenna Stand](#)
- [PAS2022 Antenna Stand](#)

### Custom services

- Custom mounting solutions
- Custom calibration data

## Manufacturer Information

### About Datasheet

Product information available also online at  
<https://www.rfspin.com/product/drh40/>

*Data and specifications subject to change without notice.*

*Datasheet revision 04-2022.*

© RFspin 2022

### Address

RFspin s.r.o.  
Na Beránce 57/2  
160 00 Prague 6  
Czech Republic

### E-mail

[info@rfspin.com](mailto:info@rfspin.com)

### Phone

+420 245 008 847