


## 923MHz 6dBi Omni Directional Outdoor Antenna



### Applications:

- 917MHz to 928MHz Band
- Omni Directional Multipoint applications
- Point to Point Bridge / MMDS / Hotspot
- Public Wireless
- Wireless Video Systems

### Features:

- Superior performance
- Lightweight
- Good appearance design
- DC Short lightning protection
- Behind and support is made of aluminum
- Outdoor antenna for public hotspots
- RoHS Compliant

Model: OA-923M06-NF

LxWxH: 1474.45±5mm x70x54mm

Connector: N-Female

Styling: Dipole array

Gain: 6dBi

-3db Beamwidth: Horz. 360 deg Vert. 13 deg

N.W.: 690g

Frequency: 917MHz-928MHz

Polarization: Vertical


Max Power: 120W

**Electrical Specifications**

Frequency Range	917MHz-928MHz
V.S.W.R (MAX)	922-923MHz: 1.5 :1 917-921/ 924-928MHz: 2.0:1
Antenna Type	Collinear
Radiation	Omni Directional
Gain (Avg)	6 dBi
Polarization	Vertical
Maximum Power	120 Watts
Vertical Beamwidth (AVG)	13 deg
Horizontal Beamwidth (AVG)	360 deg
Impedance	50 Ohm
Antenna Design	Dipole array
Internal Material	Cooper
Connector	N-Female

**Mechanical Specifications**

Length	1474.45±5mm
WxH	70x54mm
Antenna Weight (N.W)	685.61g
Accessories (N.W)	50g
Application	Indoor / Outdoor
Radome Material	White ABS + Fiberglass + UV
Mount Style	Pole Mount/ Wall mount
Parts Material	Aluminum
Mounting	Stainless Steel and Aluminum
Wind Survival	Greater than 150MPH
Storage Temperature	-40 to +80
Operating Temperature	-40 to +60
Operating Humidity	10%~80% non-condensing
Storage Humidity	5%~80% non-condensing
Safety, Emission and other	CE, FCC, RoHS, WEEE

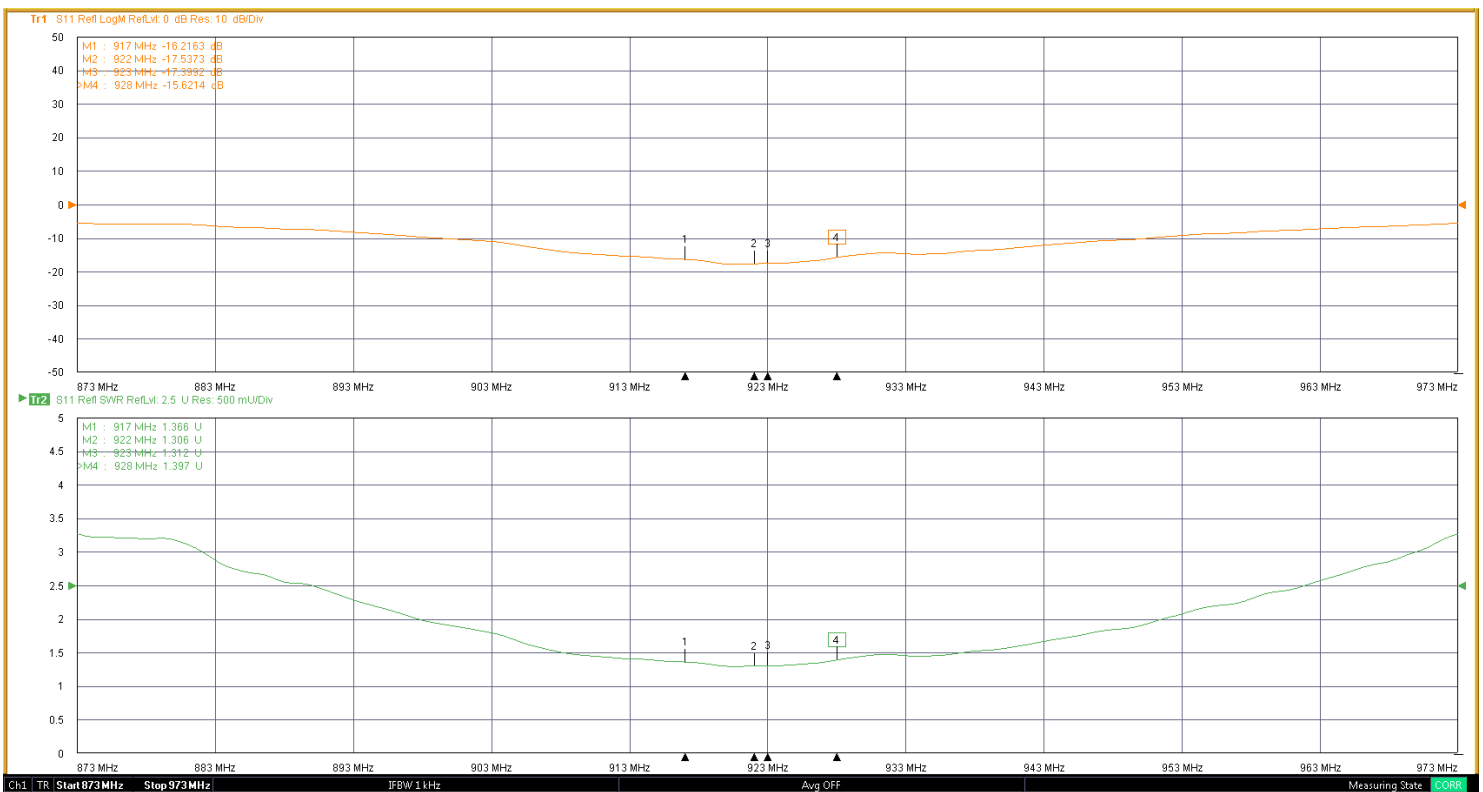


1MHz to 70GHz Antenna R&D. Manufacturing. OEM. ODM  
Meet Various International Standards  
High-Quality Made in Taiwan Antenna Products

# Network Analyzer Test Report

Test Equipment	Agilent 8720ET 50MHz-20.5GHz
Test Equipment Cable	Agilent 60cm SMA male to SMA male
RF connector Adapter	Agilent SMA-Female to N-Male DC~18GHz
Correction	85052D-DC-26.5GHz
Test Model	OA-923M06-NF
Test Port	S11


## Return loss & V.S.W.R



## RF Chamber Test Report

Test Equipment	Agilent 8720ET 50MHz-20.5GHz
Chamber	7M(D) X 7M(H) X14M(L)
Test Frequency	917MHz - 928MHz
Test Antenna	FT-RF HA-07M18G-NF

**Vertical pattern photo**

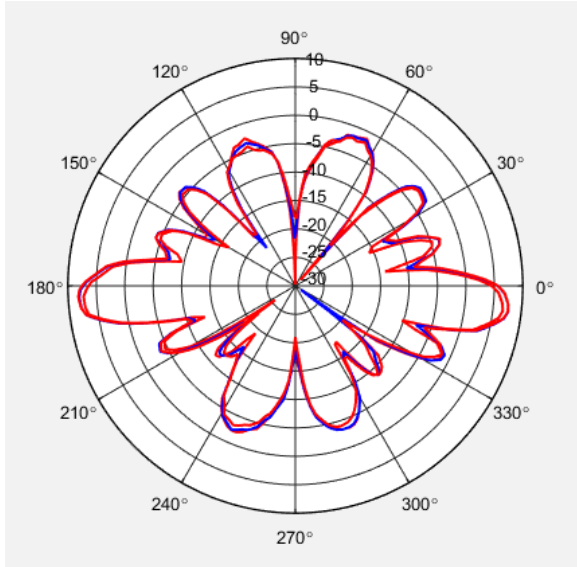


**Horizontal Pattern photo**



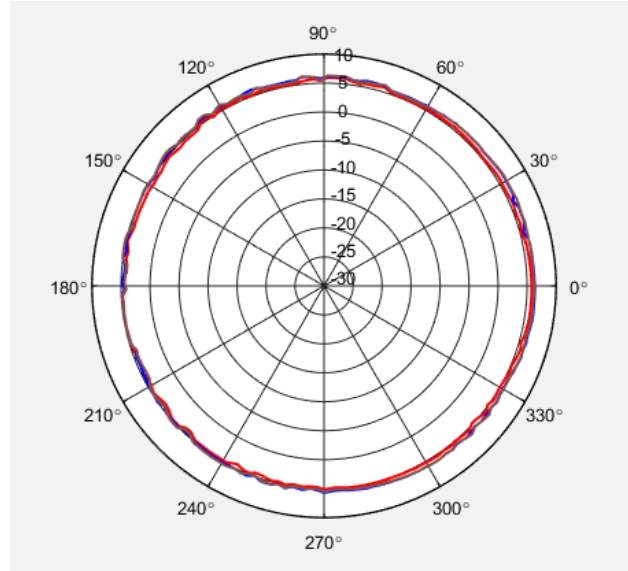
**Vertical pattern**

E-Plane co-pol --- - 3dB Beamwidth = 13deg



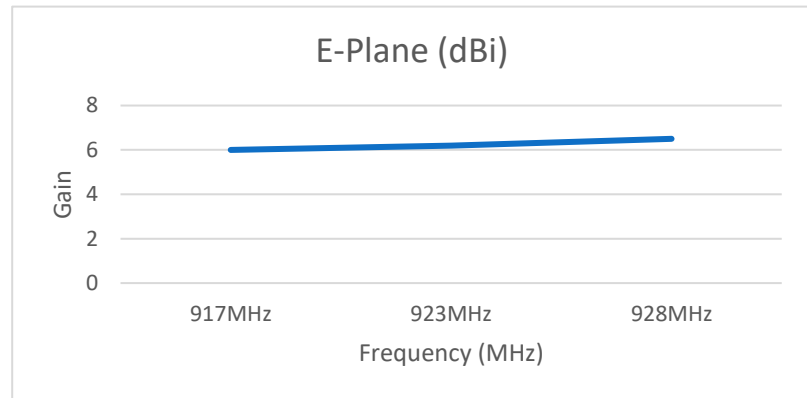
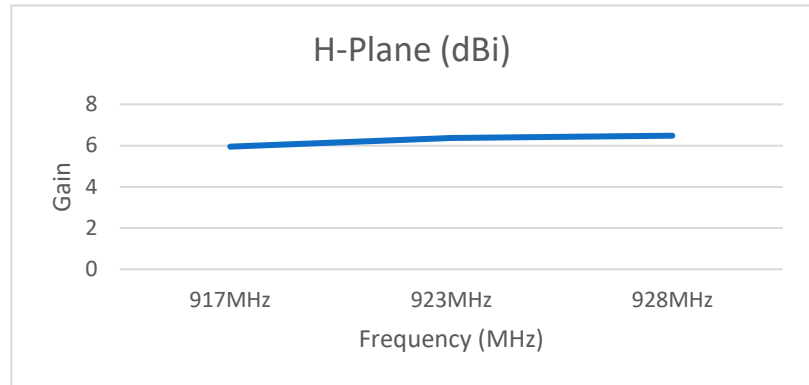
**Horizontal Pattern**

H-Plane co-pol --- - 3dB Beamwidth = 360deg



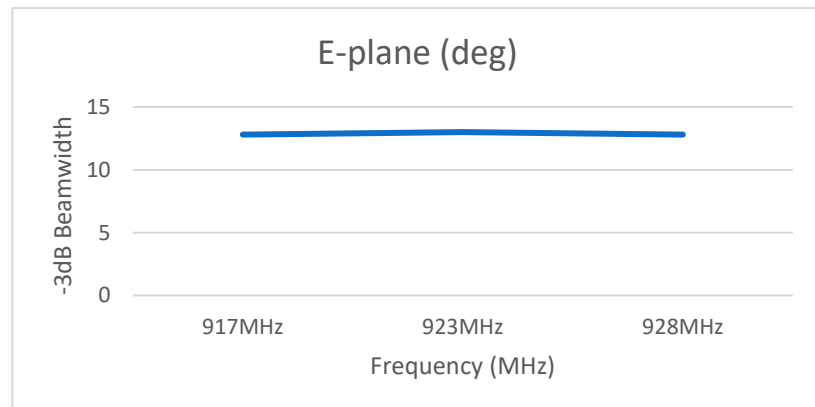
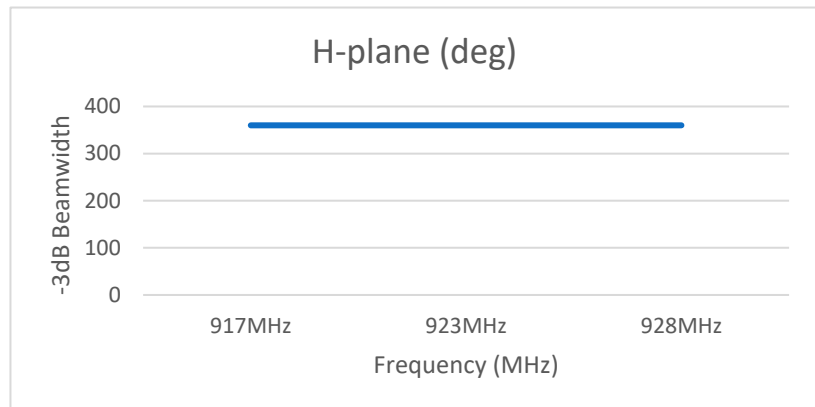
## Antenna Gain

Frequency (MHz)	H-Plane (dBi)	E-Plane (dBi)
917MHz	5.95	6.0
923MHz	6.37	6.2
928MHz	6.48	6.5

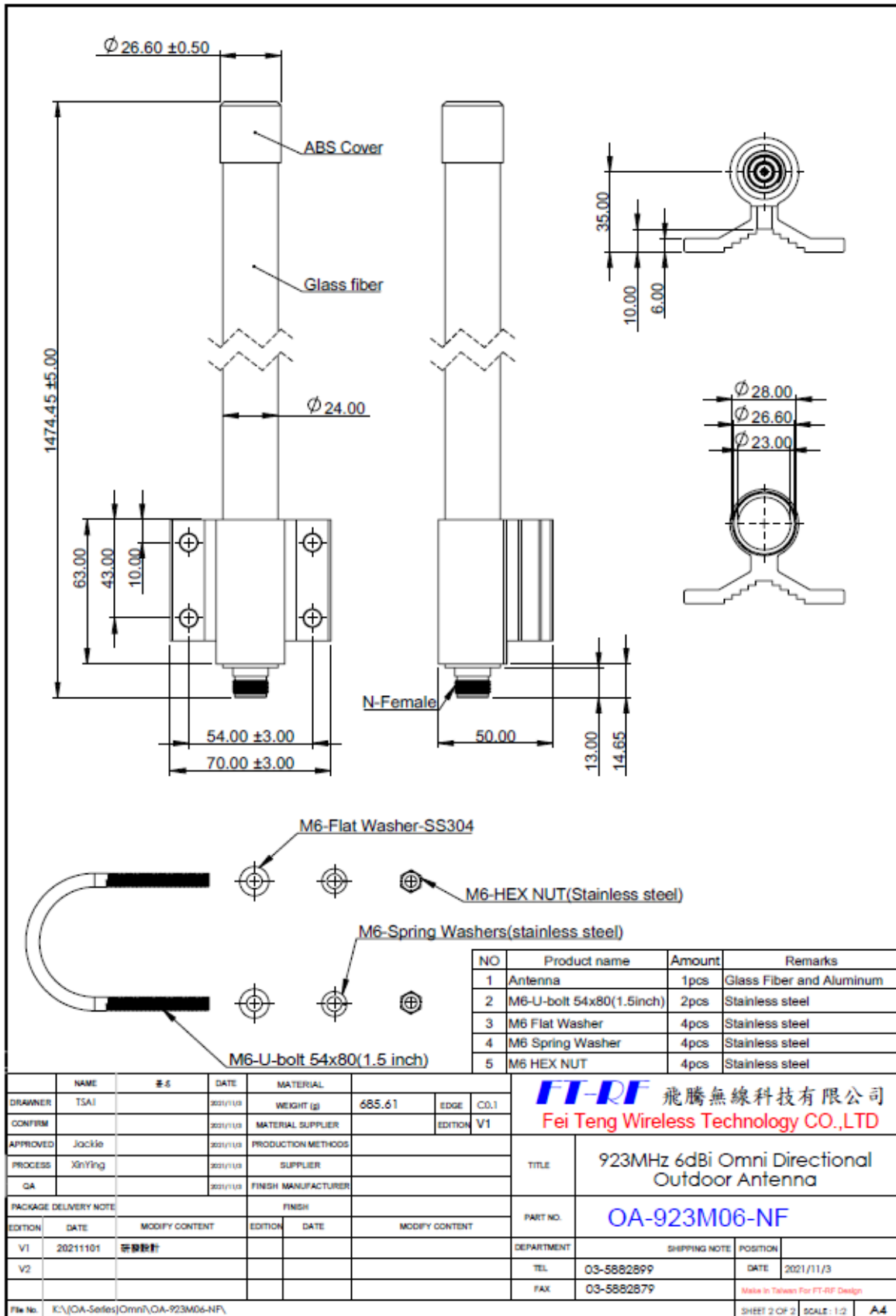


## Antenna -3dB Beamwidth Curve

Frequency (MHz)	H-plane (deg)	E-plane (deg)
917MHz	360	12.8
923MHz	360	13
928MHz	360	12.8
AVG	360	12.86


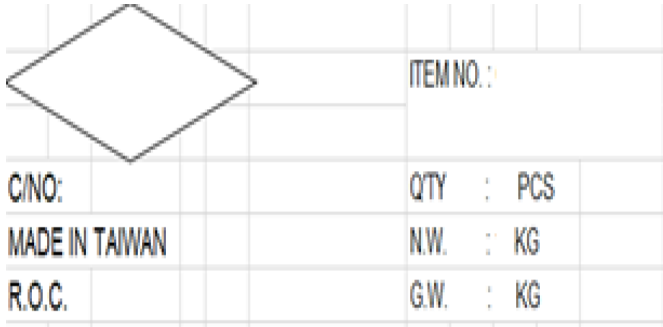



# Antenna Dimension





## Packing List & Label List

<b>FT-RF's P/N: OA-923M03-NF</b>	<b>Customer's P/N:</b> Please inform us when you make an order		
	1 Carton quantity	10 pcs	
	1 set of accessories	1x U bolt, Washer, Nuts	
		1x Waterproof tape	
		1x Paper tube	
	Carton dimension	1545*398*177mm	
	N. W	7.1      KG	
G. W	10.2     KG		
<b>Carton Label (100x150mm)</b>	<b>Antenna Label (10x30mm)</b>		
	<b>OA-923M03-NF</b> 		
<b>Custom carton Label</b>	<b>Custom Antenna Label</b>		
<b>** Following the customer requirements. Please inform us when you make an order</b>	<b>** Following the customer requirements. Please inform us when you make an order</b>		

## RoHs and WEEE Status (RoHs and WEEE Compliance)

Certificate of Compliance

Date:

To Whom It May Concern

FT-RF hereby certifies that product:

Model	Product
OA-923M06-NF	923MHz 6dBi Omni Directional Outdoor Antenna

is in conformance with the requirements of the European RoHS Directive 2011/65/EU and the European WEEE Directive 2012/19/EU, all materials referenced therein are in concentrations below the maximum allowable levels specified. Products manufactured by FT-RF bear the CE marking and have FCC certificate. FT-RF has been assessed and found to be in accordance with the requirements of ISO 14001:2015 and ISO 9001:2015 standards, scope of Design and Manufacture of Antenna.

Our statements in this letter regarding RoHS and WEEE compliance do not extend to, or apply to any product subjected to unintended contamination, misuse, neglect, accident, improper installation, or to use in violation of instructions furnished by FT-RF.

Sincerely,

FT-RF (Fei Teng Wireless Technology CO., LTD)

The information contained in this letter is being provided for informational purposes only and to clarify certain information concerning FT-RF products. Nothing provided in this letter is:

- (1) a representation, warranty, or agreement to indemnification by FT-RF.
- (2) a statement which may form the basis of reliance by FT-RF,
- (3) a modification of any of the terms and conditions of sale agreed to in writing between FT-RF and its customers with respect to any FT-RF products, whether previously sold or to be sold in the future.