



pogo tower  
planarity +  
pin compression  
measuring tool

# key features

easy operating

66 mm to 48 mm touch screen display

robust plastic housing

4-distance sensor for diagonal/cross measuring

0.05 mm measuring tolerance

USB connection

measuring results may be saved and transmitted to PC

adaptations for various pogo tower types available


stationary installation in some pogo towers possible

compatibility between various test cells

correct board position measuring while test head is docked –  
**use of plasticine during setup no longer required**


providing precise feedback regarding docking adjustments –  
**works perfectly in combination with the esmo helios dock system**

eliminating pogo tower or docking open contacts or increased  
contact resistance – **facilitated troubleshooting for customer**





## distance measuring tool

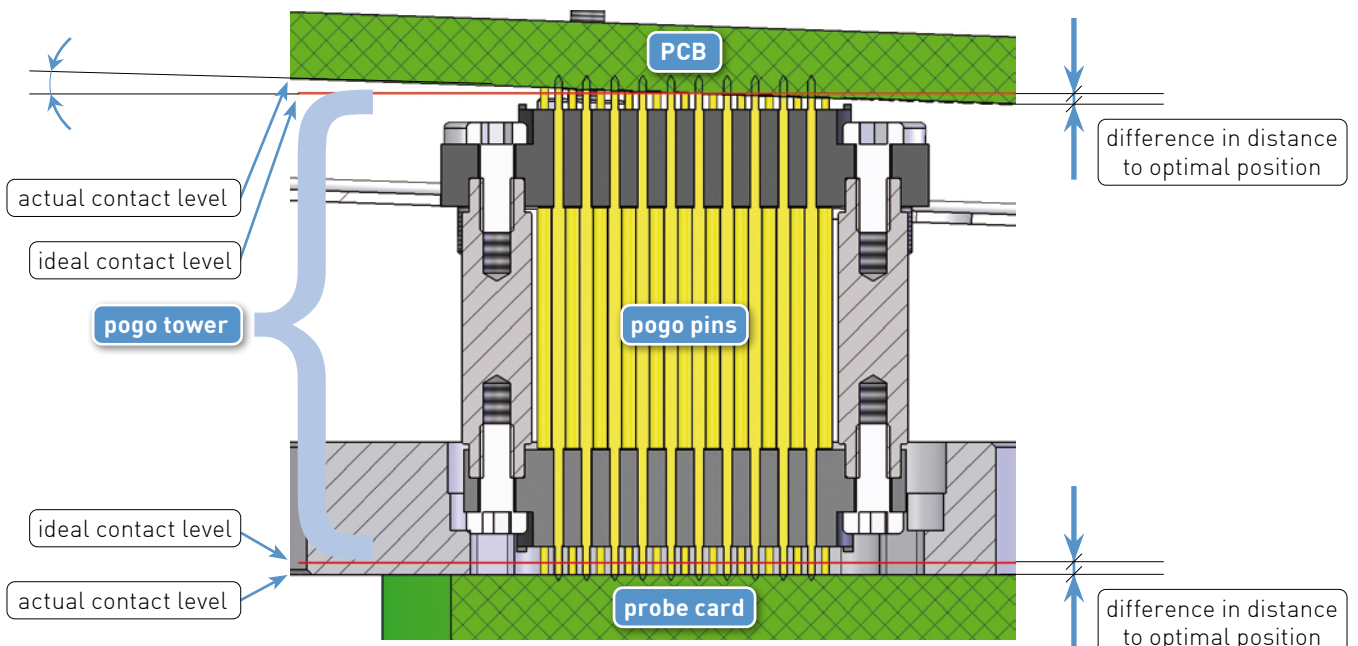


- 1 4-distance units (removable)
- 2 control unit
- 3 calibration case

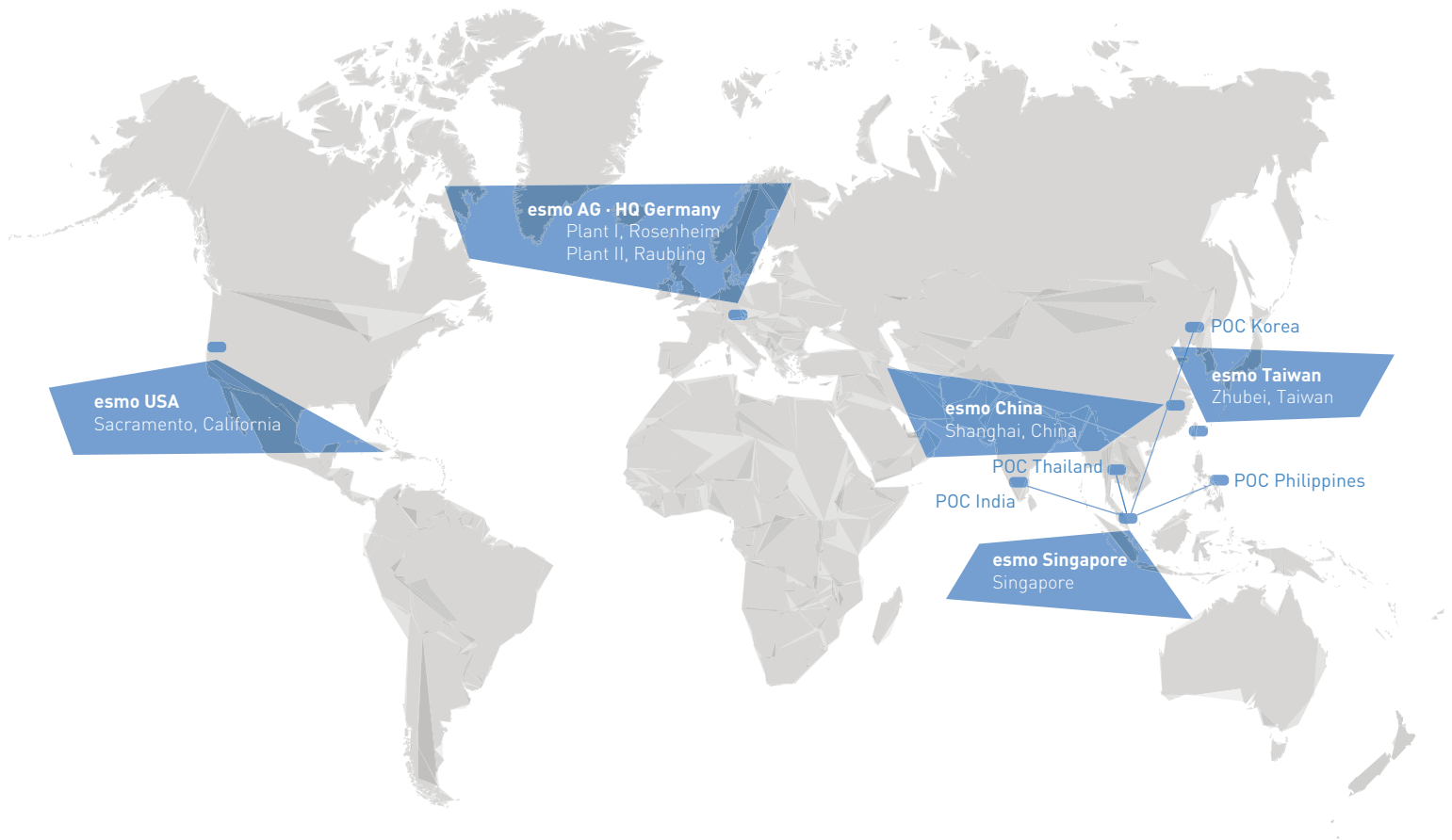


### functionality

- facilitates (potential) docking design or mounting error detection
- detection of docking flexion at nominal pin compression
- detection of influences of prober ring and holder tolerances
- detection of distance and planarity errors between pogo tower and PCB
- specifies optimized pin compression
- works best in combination with esmo helios dock system
- determines effect of load board tolerances
- identifies potential reasons for too high a contact resistance



here for you, wherever you are:  
worldwide sales + service network



**esmo Europe  
Rosenheim**

esmo AG  
Brueckenstrasse 1  
83022 Rosenheim  
Germany

P +49 (8031) 233 88 0  
F +49 (8031) 233 88 10  
sales@esmo-ag.com

**esmo USA  
Sacramento**

esmo USA Corp.  
1020 Winding Creek Road  
Suite #120  
Roseville, California 95678  
USA

P +1 (916) 307 6345  
F +1 (916) 307 6341  
sales@esmo-usa.com

**esmo Asia  
Singapore**

esmo Asia Pte. Ltd.  
115 Eunus Avenue 3  
#05-03  
Singapore 409839  
Singapore

P +65 (656) 288 57  
F +65 (656) 288 60  
sales@esmo-asia.com

**esmo China  
Shanghai**

esmo Asia North Co. Ltd.  
Building 5-6 N. 388 Xin Run Rd.  
Xin Qiao Industrial Zone  
Song Jiang District  
201612 Shanghai · China

P +86 (21) 5768 7228 + ex. 201  
F +86 (21) 5768 7132  
info@esmo-ag.com.cn

**esmo Taiwan  
Zhubei**

esmo TW Ltd. Co.  
9F., No. 247, Dong Sec. 1,  
Guangming 6th Rd.,  
Zhubei City · Hsinchu County  
302044 · Taiwan (R.O.C.)

M +886 932-290-662  
M +886-988-313-705  
sales@esmo-asia.com